

Format of Holding of Specified securities

1. Name of Listed Entity: CAPLIN POINT LABORATORIES LIMITED
2. Scrip Code/Name of Scrip/Class of Security: **BSE : 52474 , NSE : CAPLIPOINT , EQUITY SHARES**
3. Share Holding Pattern Filed under: **Reg. 31(1)(b)**
 - a. if under 31(1)(b) then indicate the report for quarter ending : **31/03/2017**
 - b. if under 31(1)(c) then indicate date of allotment/extinguishment

4. Declaration : The Listed entity is required to submit the following declaration to the extent of submission of information:

	Particulars	YES*	NO*
a	Whether the Listed Entity has issued any partly paid up shares		NO
b	Whether the Listed Entity has issued any Convertible Securities or Warrants?		NO
c	Whether the Listed Entity has any shares against which depository receipts are issued?		NO
d	Whether the Listed Entity has any shares in locked-in?		NO
e	Whether any shares held by promoters are pledge or otherwise encumbered?		NO

*if the Listed Entity selects the option 'NO' for the questions above, the columns for the partly paid up shares, Outstanding Convertible Securities/Warrants, depository receipts, locked-in shares, No of shares pledged or otherwise encumbered by promoters, as applicable, shall not be displayed at the time of dissemination on the Stock Exchange website. Also wherever there is 'No' declared by Listed entity in above table the values will be considered as 'Zero' by default on submission of the format of holding of specified securities.

5. The tabular format for disclosure of holding of specified securities is as follows:



Table I - Summary Statement holding of specified securities

Category	Category of Shareholder	No of Shareholders	No of fully paid up equity shares held	No of Partly paid-up equity shares held	No of Shares Underlying Depository Receipts	Total No of Shares Held (VII) = (IV)+(V)+(VI)	Shareholding as a % of total no of shares (As a % of (A+B+C2))	Number of Voting Rights held in each class of securities			No of Shares Underlying Outstanding convertible securities (Including Warrants)	Shareholding as a % assuming full conversion of convertible Securities (as a percentage of diluted share capital)	Number of Locked in Shares		Number of Shares pledged or otherwise encumbered		Number of equity shares held in dematerialized form	
								No of Voting Rights		Total as a % of (A+B+C)			No.	As a % of total shares	No.	As a % of total Shares held		
								Class X	Class Y									Total (IX)
(I)	(II)	(III)	(IV)	(V)	(VI)	(VII)	(VIII)											
(A)	Promoter & Promoter Group	5	52193765	0	0	52193765	69.06	52193765	0	52193765	69.06	0	69.06	0	0.00	0	0.00	52193765
(B)	Public	21476	23382985	0	0	23382985	30.94	23382985	0	23382985	30.94	0	30.94	0	0.00	NA	NA	17194795
(C)	Non Promoter-Non Public											0	NA	0	0.00	NA	NA	0
(C1)	Shares underlying DRs	0	0	0	0	0	NA	0	0	0	0.00	0	0.00	0	0.00	NA	NA	0
(C2)	Shares held by Employes Trusts	0	0	0	0	0	0.00	0	0	0	0.00	0	0.00	0	0.00	NA	NA	0
	Total:	21481	75576750	0	0	75576750	100.00	75576750	0	75576750	100.00	0	100.00	0	0.00	0	0.00	69388560




Table II - Statement showing shareholding pattern of the Promoter and Promoter Group

Category	Category & Name of the Shareholder	PAN	No of Shareholders	No of fully paid up equity shares held	No of Partly paid-up equity shares held	No of Shares Underlying Depository Receipts	Total No of Shares Held (IV+V+VI)	Shareholding as a % of total no of shares (calculated as per SCRR, 1957 (VIII) As a % of (A+B+C2)	Number of Voting Rights held in each class of securities			No of Shares Underlying Outstanding convertible securities (Including Warrants)	Shareholding as a % assuming full conversion of convertible Securities (as a percentage of diluted share capital) (VII)+(X) As a % of (A+B+C2)	Number of Locked in Shares		Number of Shares pledged or otherwise encumbered		Number of equity shares held in dematerialized form	
									No of Voting Rights		Total as a % of (A+B+C)			No.	As a % of total	No.	As a % of total		
									Class X	Class Y	Total								
									(I)	(II)	(III)			(IV)	(V)	(VI)	(VII)		(VIII)
(1)	Indian																		
(a)	Individuals/Hindu undivided Family		4	50076765	0	0	50076765	66.26	50076765	0	50076765	66.26	0	66.26	0	0.00	0	0.00	50076765
	PAARTHIPAN C C	AAIPP9300N	1	14146765	0	0	14146765	18.72	14146765	0	14146765	18.72	0	18.72	0	0.00	0	0.00	14146765
	P VIJAYALAKSHMI	ACHPV1518R	1	17880000	0	0	17880000	23.66	17880000	0	17880000	23.66	0	23.66	0	0.00	0	0.00	17880000
	ASHOK GORKEY PARTHEEBAN	AJPP0842L	1	9050000	0	0	9050000	11.97	9050000	0	9050000	11.97	0	11.97	0	0.00	0	0.00	9050000
	PARTHEEBAN VIVEK SIDDARTH	AZOPS7524A	1	9000000	0	0	9000000	11.91	9000000	0	9000000	11.91	0	11.91	0	0.00	0	0.00	9000000
(b)	Central Government/State Government(s)		0	0	0	0	0	0.00	0	0	0	0.00	0	0.00	0	0.00	0	0.00	0
(c)	Financial Institutions/Banks		0	0	0	0	0	0.00	0	0	0	0.00	0	0.00	0	0.00	0	0.00	0
(d)	Any Other		1	2117000	0	0	2117000	2.80	2117000	0	2117000	2.80	0	2.80	0	0.00	0	0.00	2117000
	MAY INDIA PROPERTY PRIVATE LIMITED	AADCM6249B	1	2117000	0	0	2117000	2.80	2117000	0	2117000	2.80	0	2.80	0	0.00	0	0.00	2117000
	Sub-Total (A)(1)		5	52193765	0	0	52193765	69.06	52193765	0	52193765	69.06	0	69.06	0	0.00	0	0.00	52193765
(2)	Foreign																		
(a)	Individuals (Non-Resident Individuals/Foreign Individuals)		0	0	0	0	0	0.00	0	0	0	0.00	0	0.00	0	0.00	0	0.00	0
(b)	Government		0	0	0	0	0	0.00	0	0	0	0.00	0	0.00	0	0.00	0	0.00	0
(c)	Institutions		0	0	0	0	0	0.00	0	0	0	0.00	0	0.00	0	0.00	0	0.00	0
(d)	Foreign Portfolio Investor		0	0	0	0	0	0.00	0	0	0	0.00	0	0.00	0	0.00	0	0.00	0
(e)	Any Other		0	0	0	0	0	0.00	0	0	0	0.00	0	0.00	0	0.00	0	0.00	0
	Sub-Total (A)(2)		0	0	0	0	0	0.00	0	0	0	0.00	0	0.00	0	0.00	0	0.00	0
	Total Shareholding of Promoter and Promoter Group (A)=(A)(1)+(A)(2)		5	52193765	0	0	52193765	69.06	52193765	0	52193765	69.06	0	69.06	0	0.00	0	0.00	52193765



Table III - Statement showing shareholding pattern of the Public shareholder

Category	Category & Name of the Shareholder	PAN	No of Shareholders	No of fully paid up equity shares held	No of Partly paid-up equity shares held	No of Shares Underlying Depository Receipts	Total No of Shares Held (IV+V+VI)	Shareholding as a % of total no of shares (A+B+C2)	Number of Voting Rights held in each class of securities			No of Shares Underlying Outstanding convertible securities (including Warrants)	Shareholding as a % assuming full conversion of convertible Securities (as a percentage of diluted share capital)	Number of Locked In Shares		Number of Shares pledged or otherwise encumbered		Number of equity shares held in dematerialized form		
									No of Voting Rights		Total as a % of			No.	As a % of total	No.	As a % of total Shares			
									Class X	Class Y									Total	
									(I)	(II)	(III)			(IV)	(V)	(VI)	(VII)		(VIII)	(IX)
(1)	Institutions																			
(a)	Mutual Funds		5	80357	0	0	80357	0.11	80357	0	80357	0.11	0	0.11	0	0.00	NA	NA		23857
(b)	Venture Capital Funds		0	0	0	0	0	0.00	0	0	0	0.00	0	0.00	0	0.00	NA	NA		0
(c)	Alternate Investment Funds		0	0	0	0	0	0.00	0	0	0	0.00	0	0.00	0	0.00	NA	NA		0
(d)	Foreign Venture Capital Investors		0	0	0	0	0	0.00	0	0	0	0.00	0	0.00	0	0.00	NA	NA		0
(e)	Foreign Portfolio Investors		18	3923750	0	0	3923750	5.19	3923750	0	3923750	5.19	0	5.19	0	0.00	NA	NA		3923750
	MATTHEWS INDIA FUND	AABTM6157F	1	3017871	0	0	3017871	3.99	3017871	0	3017871	3.99	0	3.99	0	0.00	NA	NA		3017871
(f)	Financial Institutions/Banks		3	40957	0	0	40957	0.05	40957	0	40957	0.05	0	0.05	0	0.00	NA	NA		40957
(g)	Insurance Companies		0	0	0	0	0	0.00	0	0	0	0.00	0	0.00	0	0.00	NA	NA		0
(h)	Provident Funds/Pension Funds		0	0	0	0	0	0.00	0	0	0	0.00	0	0.00	0	0.00	NA	NA		0
(i)	Any Other																			
	FOREIGN BODIES CORPORATES		1	227500	0	0	227500	0.30	227500	0	227500	0.30	0	0.30	0	0.00	NA	NA		0
	Sub Total (B)(1)		27	4272564	0	0	4272564	5.65	4272564	0	4272564	5.65	0	5.65	0	0.00	NA	NA		3988564
(2)	Central Government/State Government(s)/President of India		0	0	0	0	0	0.00	0	0	0	0.00	0	0.00	0	0.00	NA	NA		0
	Sub Total (B)(2)		0	0	0	0	0	0.00	0	0	0	0.00	0	0.00	0	0.00	NA	NA		0
(3)	Non-Institutions																			
(a)	i. Individual shareholders holding nominal share capital up to Rs.2 lakhs		20582	12607056	0	0	12607056	16.68	12607056	0	12607056	16.68	0	16.68	0	0.00	NA	NA		7185366
	ii. Individual shareholders holding nominal share capital in excess of Rs. 2 Lakhs		13	3665170	0	0	3665170	4.85	3665170	0	3665170	4.85	0	4.85	0	0.00	NA	NA		3665170
	VISALATCHI	ALIPV1850G	1	800375	0	0	800375	1.06	800375	0	800375	1.06	0	1.06	0	0.00	NA	NA		800375
(b)	NBFCs Registered with RBI		6	39805	0	0	39805	0.05	39805	0	39805	0.05	0	0.05	0	0.00	NA	NA		39805
(c)	Employee Trusts		0	0	0	0	0	0.00	0	0	0	0.00	0	0.00	0	0.00	NA	NA		0
(d)	Overseas Depositories (Holding DRs)(Balancing figure)		0	0	0	0	0	0.00	0	0	0	0.00	0	0.00	0	0.00	NA	NA		0
(e)	Any Other																			
	TRUSTS		1	100	0	0	100	0.00	100	0	100	0.00	0	0.00	0	0.00	NA	NA		100
	NON RESIDENT INDIANS		340	681521	0	0	681521	0.90	681521	0	681521	0.90	0	0.90	0	0.00	NA	NA		575521
	CLEARING MEMBERS		61	24437	0	0	24437	0.03	24437	0	24437	0.03	0	0.03	0	0.00	NA	NA		24437
	NON RESIDENT INDIAN NON REPATRIABLE		76	287587	0	0	287587	0.38	287587	0	287587	0.38	0	0.38	0	0.00	NA	NA		287587
	BODIES CORPORATES		370	1804745	0	0	1804745	2.39	1804745	0	1804745	2.39	0	2.39	0	0.00	NA	NA		1428245
	Sub Total (B)(3)		21449	19110421	0	0	19110421	25.29	19110421	0	19110421	25.29	0	25.29	0	0.00				13206231
	Total Public Shareholding (B) = (B)(1)+(B)(2)+(B)(3)		21476	23382985	0	0	23382985	30.94	23382985	0	23382985	30.94	0	30.94	0	0.00				17194795

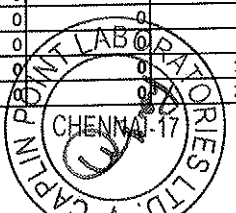



Table IV - Statement showing shareholding pattern of the Non Promoter - Non Public Shareholder

Category	Category & Name of the Shareholder	PAN	No of Shareholders	No of fully paid up equity shares held	No of Partly paid-up equity shares held	No of Shares Underlying Depository Receipts	Total No of Shares Held (IV+V+VI)	Shareholding as a % of total no of shares (A+B+C2)	Number of Voting Rights held in each class of securities				No of Shares Underlying Outstanding convertible securities (Including Warrants)	Shareholding as a % assuming full conversion of convertible Securities (as a percentage of diluted share capital)	Number of Locked in Shares		Number of Shares pledged or otherwise encumbered		Number of equity shares held in dematerialized form
									No of Voting Rights			Total as a % of			No.	As a % of	No.	As a % of total	
									Class X	Class Y	Total								
	(I)	(II)	(III)	(IV)	(V)	(VI)	(VII)	(VIII)	(IX)			(X)	(XI)	(XII)		(XIII)		(XIV)	
(1)	Custodian/DR Holder		0	0	0	0	0	0.00	0	0	0	0.00	0	0.00	0	0.00	NA	NA	0
(2)	Employee Benefit Trust (under SEBI(Share based Employee Benefit) Regulations 2014)		0	0	0	0	0	0.00	0	0	0	0.00	0	0.00	0	0.00	NA	NA	0
	Total Non-Promoter-Non Public Shareholding (C) = (C)(1)+(C)(2)		0	0	0	0	0	0.00	0	0	0	0.00	0	0.00	0	0.00			0



Details of Shares which remain unclaimed may be given hear along with details such as number of shareholders,	
No of Shareholders	No of shares

