


(1)(a) STATEMENT SHOWING SHAREHOLDING PATTERN IN CLAUSE-35

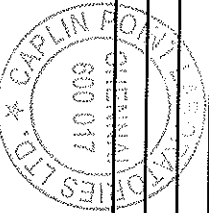
NAME OF THE COMPANY:CAPLIN POINT LABORATORIES LIMITED		NAME OF THE Scrip:	
SCRIP CODE:	524742		
Class of Security:			
QUARTER ENDED:	30/09/2014		
Partly paid-up shares	No. of partly paid-up shares	As a % of total no. of partly paid-up shares	As a % of total no. of shares of the Company.
Held by promoter/promoter group	0	0	0
Held by Public	0	0	0
Total:	0	0	0
Outstanding convertible securities:	No. of outstanding securities	As a % of total no. of outstanding convertible securities.	As a % of total no. of shares of the Company assuming full conversion of the convertible securities
Held by promoter/promoter group	0	0	0
Held by Public	0	0	0
Total:	0	0	0
Warrants:	No. of warrants	As a % of total no. of warrants	As a % of total no. of shares of the Company, assuming full conversion of warrants
Held by promoter/promoter group	0	0	0
Held by Public	0	0	0
Total:	0	0	0
Total paid-up capital of the Company, assuming full conversion of warrants and convertible securities	15110000	0	100.00



FOR CAPLIN POINT LABORATORIES LTD.

S. Madhavan
Company Secretary

CATEGORY CODE	CATEGORY OF SHAREHOLDER	NO OF SHARE HOLDERS	TOTAL NUMBER OF SHARES	NO OF SHARES HELD IN DEMATERIALIZED FORM	TOTAL SHAREHOLDING AS A % OF TOTAL NO OF SHARES		SHARES PLEDGE OR OTHERWISE ENCUMBERED	AS a PERCENTAGE (IX)=(VIII)/(IV)*100
					As a PERCENTAGE of (A+B)	As a PERCENTAGE of (A+B+C)		
(I)	(II)	(III)	(IV)	(V)	(VI)	(VII)	(VIII)	(IX)
(A)	PROMOTER AND PROMOTER GROUP							
(1)	INDIAN							
(a)	Individual /HUF	1	814812	814812	5.39	5.39	0	0.00
(b)	Central Government/State Government(s)	0	0	0	0.00	0.00	0	0.00
(c)	Bodies Corporate	1	231400	231400	1.53	1.53	0	0.00
(d)	Financial Institutions / Banks	0	0	0	0.00	0.00	0	0.00
(e)	Person Acting In Concert	7	7824541	7824541	51.78	51.78	0	0.00
	Sub-Total A(1) :	9	8870753	8870753	58.71	58.71	0	0.00
(2)	FOREIGN							
(a)	Individuals (NRIs/Foreign Individuals)	0	0	0	0.00	0.00	0	0.00
(b)	Bodies Corporate	0	0	0	0.00	0.00	0	0.00
(c)	Institutions	0	0	0	0.00	0.00	0	0.00
(d)	Qualified Foreign Investor	0	0	0	0.00	0.00	0	0.00
(e)	Others	0	0	0	0.00	0.00	0	0.00
	Sub-Total A(2) :	0	0	0	0.00	0.00	0	0.00
	Total A=A(1)+A(2)	9	8870753	8870753	58.71	58.71	0	0.00
(B)	PUBLIC SHAREHOLDING							
(1)	INSTITUTIONS							
(a)	Mutual Funds /UTI	4	11700	0	0.08	0.08		
(b)	Financial Institutions /Banks	1	700	700	0.00	0.00		
(c)	Central Government / State Government(s)	0	0	0	0.00	0.00		
(d)	Venture Capital Funds	0	0	0	0.00	0.00		
(e)	Insurance Companies	0	0	0	0.00	0.00		
(f)	Foreign Institutional Investors	0	0	0	0.00	0.00		
(g)	Foreign Venture Capital Investors	0	0	0	0.00	0.00		
(h)	Qualified Foreign Investor	0	0	0	0.00	0.00		
(i)	Others	0	0	0	0.00	0.00		
	Sub-Total B(1) :	5	12400	700	0.08	0.08		



For CAPLIN POINT LABORATORIES LTD.

S. M. S.
Company Secretary


CATEGORY CODE	CATEGORY OF SHAREHOLDER	NO OF SHARE HOLDERS	TOTAL NUMBER OF SHARES	NO OF SHARES HELD IN DEMATERIALIZED FORM	TOTAL SHAREHOLDING AS A % OF TOTAL NO OF SHARES		SHARES PLEDGE OR OTHERWISE ENCUMBERED	AS a PERCENTAGE (IX)=(VIII)/(IV)*100
					As a PERCENTAGE of (A+B)	As a PERCENTAGE of (A+B+C)		
(I)	(II)	(III)	(IV)	(V)	(VI)	(VII)	(VIII)	(IX)
(2)	NON-INSTITUTIONS							
(a)	Bodies Corporate	263	308558	276358	2.04	2.04		
(b)	Individuals							
	(i) Individuals holding nominal share capital upto Rs.1 lakh	14472	2865495	1137652	18.96	18.96		
	(ii) Individuals holding nominal share capital in excess of Rs.1 lakh	35	2830708	2655683	18.73	18.73		
(c)	Qualified Foreign Investor	0	0	0	0.00	0.00		
(d)	Others							
	NON RESIDENT INDIANS	115	145538	102438	0.96	0.96		
	CLEARING MEMBERS	66	31048	31048	0.21	0.21		
	FOREIGN CORPORATE BODIES	1	45500	0	0.30	0.30		
	Sub-Total B(2) :	14952	6226847	4203179	41.21	41.21		
	Total B=B(1)+B(2) :	14957	6239247	4203879	41.29	41.29		
(C)	Total (A+B) :	14966	15110000	13074632	100.00	100.00		
	Shares held by custodians, against which Depository Receipts have been issued							
(1)	Promoter and Promoter Group							
(2)	Public	0	0	0	0.00	0.00		
	GRAND TOTAL (A+B+C) :	14966	15110000	13074632	100.00	100.00	0	0.00



FOR CAPLIN POINT LABORATORIES LTD.

S. Madhavan
Company Secretary

(i)(b)	Statement showing holding of securities (including shares, warrants, convertible securities) of persons belonging to the category "Promoter and Promoter Group"	Details of Shares held		Encumbered shares (*)		Details of Warrants		Details of convertible securities		Total Shares (including underlying shares assuming full conversion of warrants and convertible securities) as a % of diluted share capital	
Sr.No	Name of the Shareholder	No. of Shares held (iii)	As a % of grand total (A)+(B)+(C) (iv)	Pledge Shares (v)	As a percent age (vi)=(v)/(iii) (vi)	AS a % of grand total (A) + (B) + (C) of sub-clause (i)(a) (viii)	Number of warrants held (viii)	As a % total number of warrants of the same class (ix)	Number of convertible securities held (x)	As a % total number of convertible securities of the same class (xi)	(xii)
1	P VIJAYALAKSHMI	220000	14.56	0	0.00	0.00	0	0.00	0	0.00	0.00
2	ASHOK GORKEY PARTHEEBAN	1810000	11.98	0	0.00	0.00	0	0.00	0	0.00	0.00
3	PARTHEEBAN VIVEK SIDDARTH	1800000	11.91	0	0.00	0.00	0	0.00	0	0.00	0.00
4	CHELLAPPAN	1353206	8.96	0	0.00	0.00	0	0.00	0	0.00	0.00
5	PAARTHIPAN C C	814812	5.39	0	0.00	0.00	0	0.00	0	0.00	0.00
6	KOTTESWARI B	276267	1.83	0	0.00	0.00	0	0.00	0	0.00	0.00
7	SOUNTHRI	255000	1.69	0	0.00	0.00	0	0.00	0	0.00	0.00
8	MAY INDIA PROPERTY PRIVATE LIMITED	231400	1.53	0	0.00	0.00	0	0.00	0	0.00	0.00
9	INDIRANIVANMAL	130068	0.86	0	0.00	0.00	0	0.00	0	0.00	0.00
	TOTAL :	8870753	58.71	0	0.00	0.00	0	0.00	0	0.00	0.00



FOR CAPLIN POINT LABORATORIES LTD.

Company Secretary

Statement showing holding of securities (including shares, warrants, convertible securities) of persons belonging to the category (I)(c)(i) "Public" and holding more than 1% of the total number of shares								
Sr.No.	Name of the shareholder	Number of shares held	Shares as a percentage of total number of shares (i.e., Grant total (A)+(B)+(C) indicated in Statement at para (I)(a) above)	Details of warrants		Details of convertible securities		Total shares (including underlying shares assuming full conversion of warrants and convertible securities) as a % of diluted share capital)
				Number of warrants held	As a % total number of warrants of the same class	Number of convertible securities held	% w.r.t total number of convertible securities of the same class	
1	S MASILAMANI	802000	5.31	0	0.00	0	0.00	0.00
2	KIRUBAKARAN	574000	3.80	0	0.00	0	0.00	0.00
3	D P MISHRA	192000	1.27	0	0.00	0	0.00	0.00
4	VISALATCHI	160075	1.06	0	0.00	0	0.00	0.00
	TOTAL :	1728075	11.44	0	0.00	0	0.00	0.00



FOR CAPLIN POINT LABORATORIES LTD.

S. Mel
Company Secretary

(i)/(c)/(iii)	Statement showing holding of securities (including shares, warrants, convertible securities) of persons (together with PAC) belonging to the category "Public" and holding more than 5% of the total number of shares of the company									
Sr.No.	Name(s) of the shareholder(s) and the Persons Acting in Concert (PAC) with them	Number of shares held	Shares as a percentage of total number of shares (i.e., Grant total (A)+(B)+(C) indicated in Statement at para (i)(a) above)	Details of warrants		Details of convertible securities		Total shares (including underlying shares assuming full conversion of warrants and convertible securities) as a % of diluted share capital)		
				Number of warrants held	As a % total number of warrants of the same class held	Number of convertible securities held	% w.r.t total number of convertible securities of the same class			
1	S MASILAMANI	802000	5.31	0	0.00	0	0.00	0.00		
	TOTAL :	802000	5.31	0	0.00	0	0.00	0.00		



For CAPLIN POINT LABORATORIES LTD.

S. Madhavan
Company Secretary

STATEMENT SHOWING DETAILS OF DEPOSITORY RECEIPTS (DRS)			
(ii)(a)			
Sr.No.	Type of outstanding DR (ADRs,GDRs,SDRs,etc.)	Number of outstanding DRS	Number of shares underlying outstanding DRS
			Shares underlying outstanding DRS as a percentage of total number of shares {i.e., Grand Total (A)+(B)+(C) indicated in Statement at Para(i)(a) above}
	TOTAL :	0	0



For CAPLIN POINT LABORATORIES LTD.

S.M.
Company Secretary

(II)(b)	Statement showing Holding of Depository Receipts (DRs), where underlying shares held by "Promoter/Promoter group" are in excess of 1% of the total number shares.			
Sr.No.	Name of the DR Holder	Type of outstanding DR (ADRs,GDRs,SDRs, etc.)	Number of shares underlying outstanding DRs	Shares underlying outstanding DRs as a percentage of total number of shares {i.e., Grand Total (A)+(B)+(C) indicated in Statement at para(I)(a) above}
	TOTAL :		0	0



For CAPLIN POINT LABORATORIES LTD.

S. Madhavan
Company Secretary